




## WHAT IS IT


Drainage pump with “Double-Channel” impeller for pumping charged waters and liquids with suspended solids; ideal for civil and household applications.


## MAIN USES

 Garden and lawn irrigation with suction from rainwater tanks

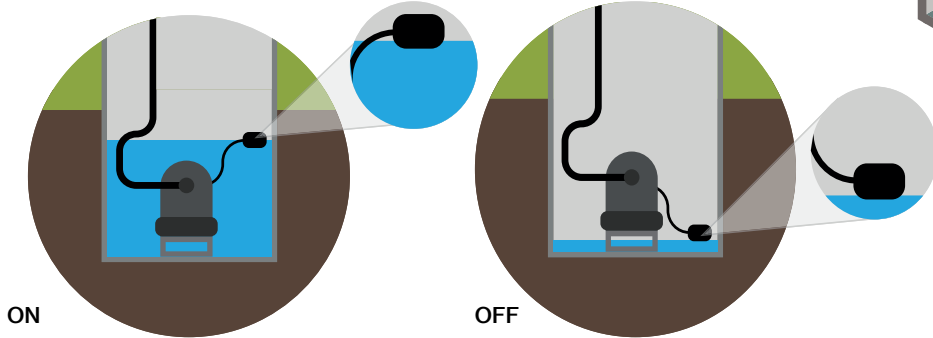
 Transfer of water from tanks and basins

 Emptying of wells or rainwater collection tanks

 Emptying from infiltration wells or domestic drains

 Emptying of underground rooms such as garages and cellars

**Automatic on-off system**



Max diameter 28 mm

## PLUS & PERFORMANCE






Motor in oil bath for better cooling



Long life thanks to the double mechanical seal system

### DB

			
$m^3/h$	6	24	39
$l/min$	100	400	650
$H(m)$	11,5	7,3	3,4