

**General Data**

Model:	GRIX 32-2/140 T/G
Code:	2001602
Series:	GRIX
Weight [Kg]	28.00

Submersible eletropumps for sewage with an inbuilt macerator in the inlet

**Hydraulic**

Impeller Type:	Grinder
Delivery DN [mm]:	G 1"1/4 DN32 PN6
Input DN [mm]:	-
Free Passage [mm]:	-
Impeller Ø [mm]:	150
Max Pump Efficiency [%]:	28.70
Global Efficiency [%]:	20.06
Head [m]:	21.00
Flow [m <sup>3</sup> /h]:	5.40

Tolerance according to ISO 9906:2012 3B2



Attention: pictures for illustrative purposes

**Features**

Upper Meccanical seal:	Lips seal
Lower Meccanical Seal:	Silicon carbide/Ceramic/Viton
Upper Bearing:	Single raw ball bearing
Lower Bearing:	Single raw ball bearing
IP Protection:	IP68
Motor protection:	not present
Humidity sensor:	not present
ATEX:	not present
Applied Paint:	Two component water-based paint
Cable Length [m]:	10
Lubricating Oil:	Q8 WF15
Oil Quantity [Kg]:	0.45

**Materials**

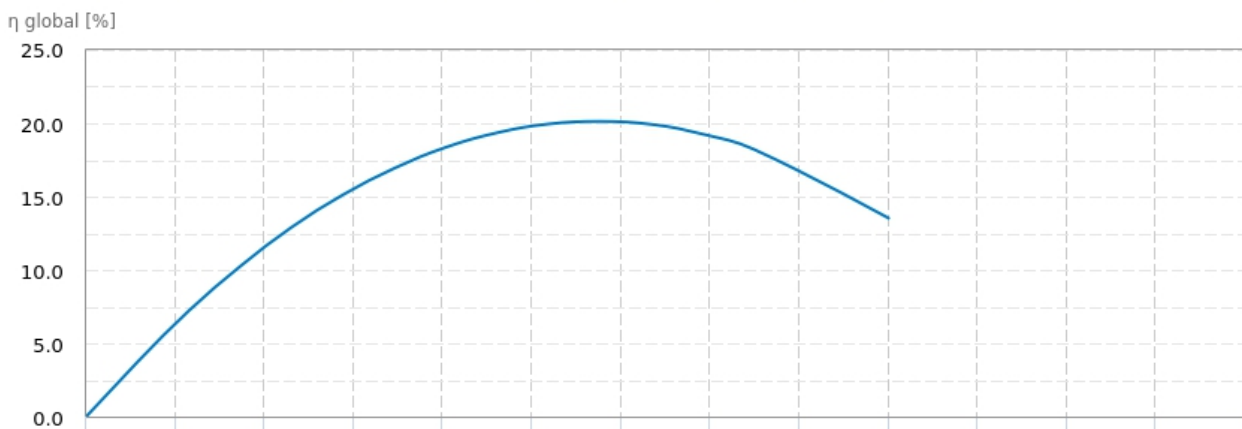
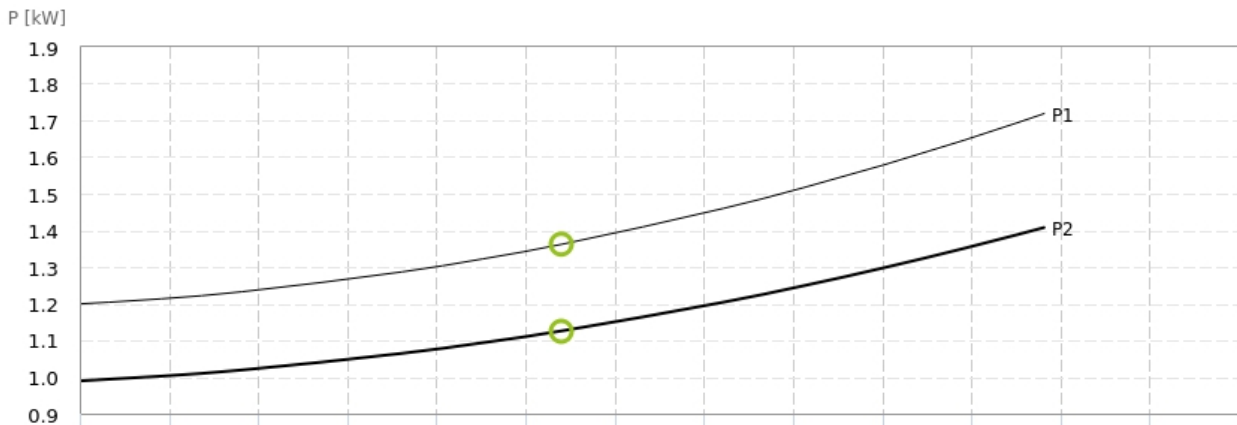
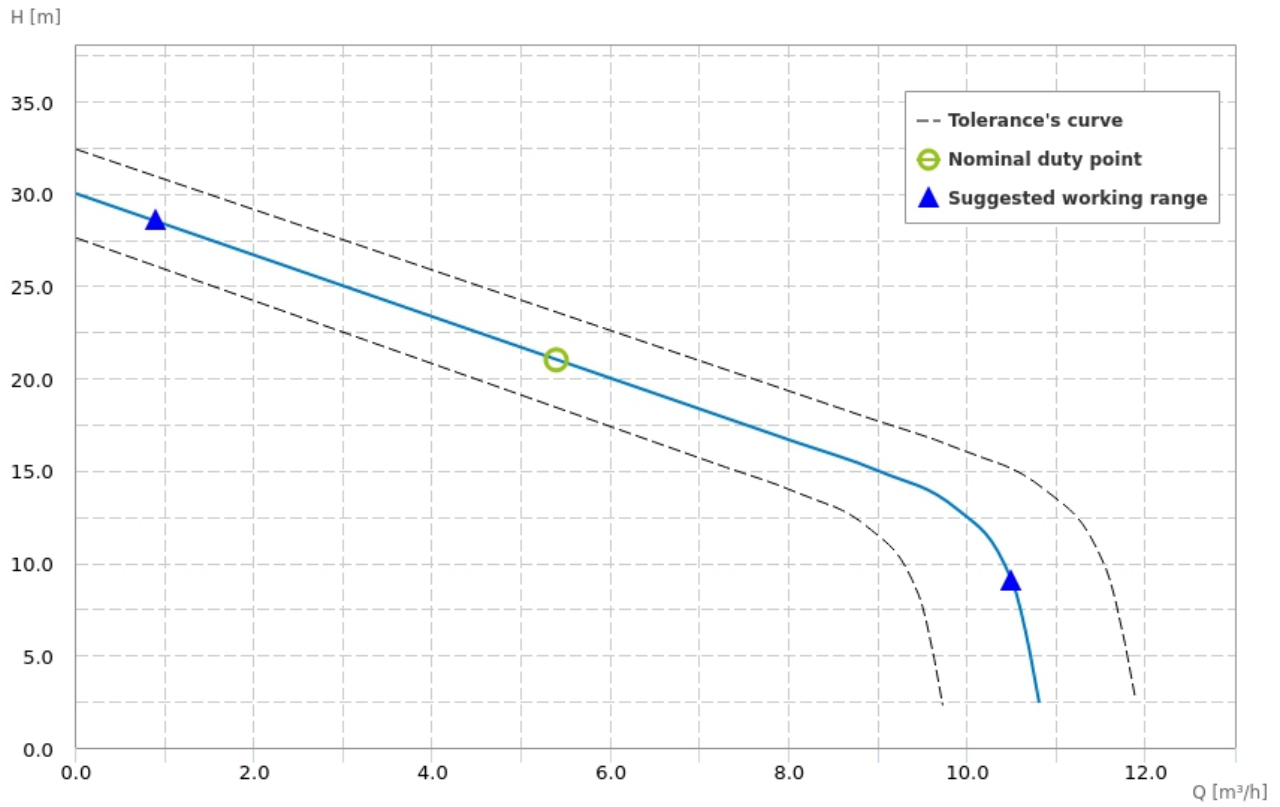
Pump:	Cast Iron EN 1561 EN-GJL-200
Impeller:	Cast iron EN 1561 EN-GJL-200
Motor shaft:	Stainless steel AISI 420
Cooling Jacket:	Not available
Screw:	Stainless steel A2-70
Cable:	H07RN8F

**Pumped Liquid**

Pumped Liquid:	Light and lightly sewage
Density [Kg/dm <sup>3</sup> ]:	1.1
pH:	6-10
Temperature Range:	0-40°C

**Installation**

Maximum depth of immersion [m]:	20
Cooling Type:	The cooling of the motor is ensured by the surrounding liquid
Installation:	Vertical
Floating on board machine:	present



**Motor**

Motor code:	3520180235
Power P1 [kW]:	1.70
Power P2 [kW]:	1.40
Phases:	3
Frequency [Hz]:	50
Tension [V]:	400
Nominal current [A]:	3.5
Starting current [%]:	531.0
Power Factor:	0.72
R.P.M.:	2850
Starting:	D.O.L
Capacitor [ $\mu$ F]:	-
Insulation Class:	F 155°C
Service type:	S2
Max Efficiency [%]:	81.30
Max Efficiency at full load [%]:	70.1
Efficiency at $\frac{3}{4}$ load [%]:	70.2
Efficiency at $\frac{1}{2}$ load [%]:	70.3
Efficiency class:	-

**Wiring diagrams**

Dimensions drawing

