

General Data

Model:	GT 50/2/173 C.175
Code:	2000060
Series:	G2
Weight [Kg]	94.00

Submersible eletropumps for sewage with an inbuilt macerator in the inlet

Hydraulic

Impeller Type:	Grinder
Delivery DN [mm]:	G 2" DN50 PN10
Input DN [mm]:	-
Free Passage [mm]:	-
Impeller Ø [mm]:	185
Max Pump Efficiency [%]:	25.10
Global Efficiency [%]:	25.6
Head [m]:	29.73
Flow [m ³ /h]:	21.00

Tolerance according to ISO 9906:2012 3B2

Features

Upper Meccanical seal:	CA/CE/Viton
Lower Meccanical Seal:	SIC/SIC/Viton
Upper Bearing:	Single raw ball bearing
Lower Bearing:	Double raw ball bearing
IP Protection:	IP68
Motor protection:	present
Humidity sensor:	present
ATEX:	not present
Applied Paint:	Two component water-based paint
Cable Length [m]:	10
Lubricating Oil:	Q8 WF15
Oil Quantity [Kg]:	1.30

Materials

Pump:	Cast Iron EN 1561 EN-GJL-250
Impeller:	Cast iron EN 1561 EN-GJL-250
Motor shaft:	Stainless steel AISI 420
Cooling Jacket:	Not available
Screw:	Stainless steel A2-70
Cable:	H07RN8F

Pumped Liquid

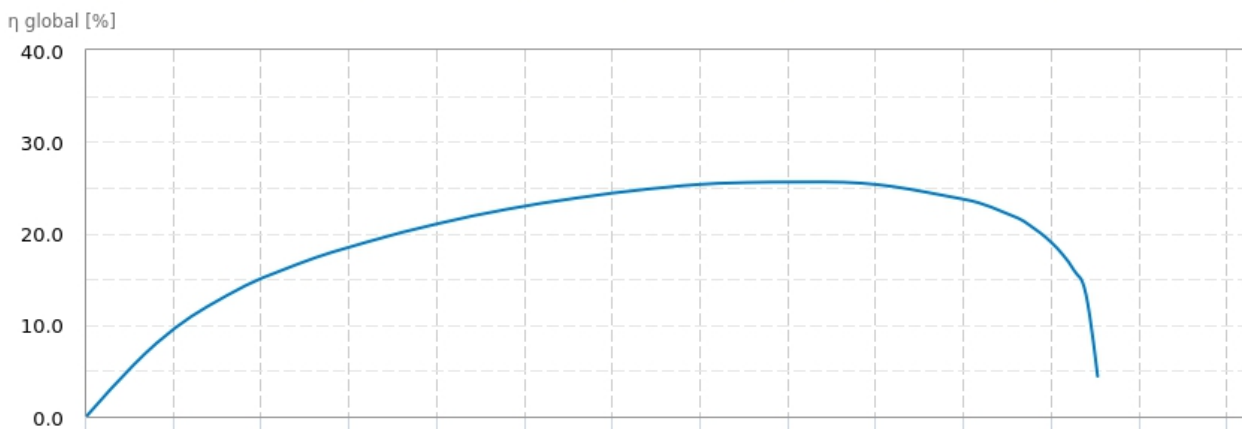
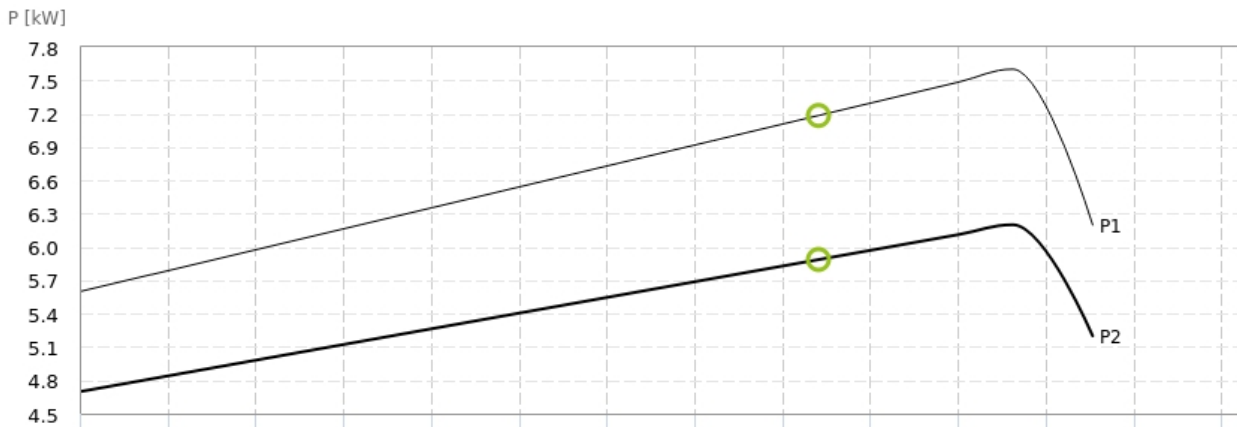
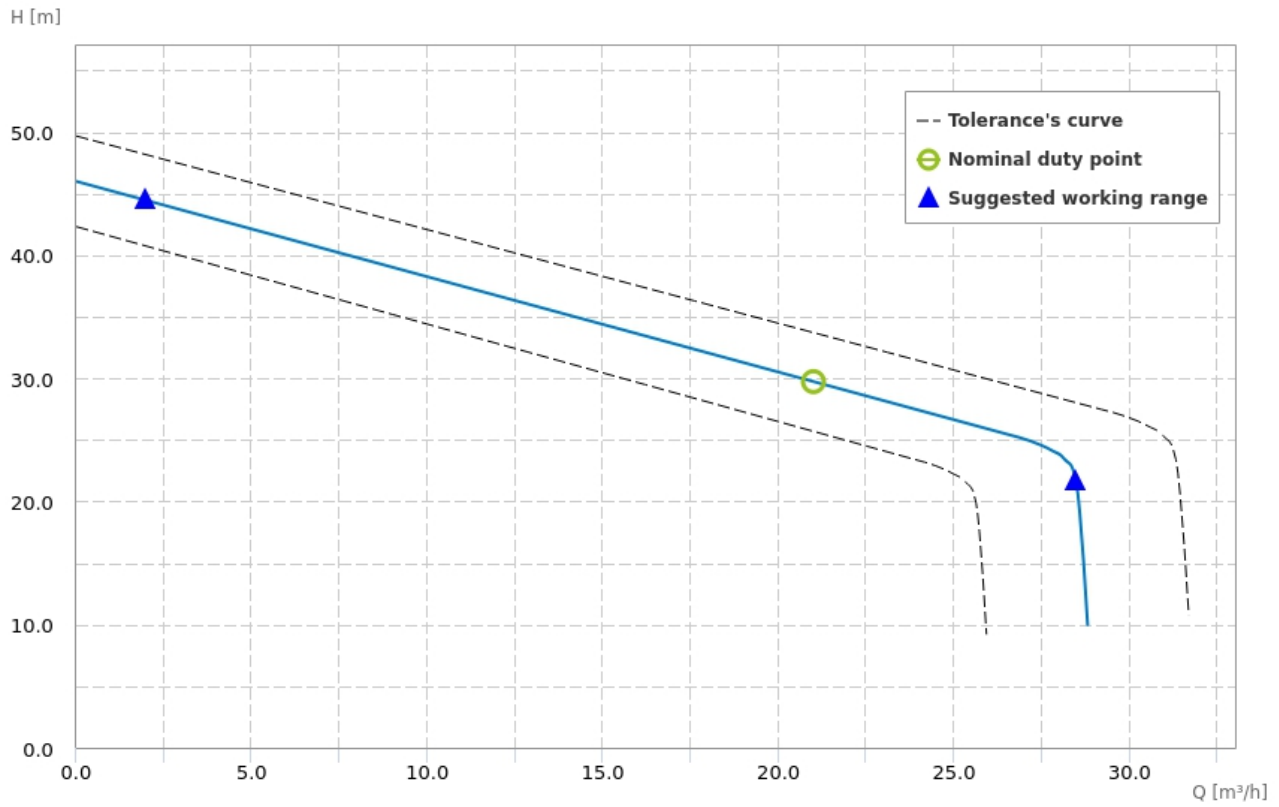
Pumped Liquid:	Light and lightly sewage
Density [Kg/dm ³]:	1.1
pH:	6-10
Temperature Range:	0-40°C

Installation

Maximum depth of immersion [m]:	20
Cooling Type:	The cooling of the motor is ensured by the surrounding liquid
Installation:	Vertical
Floating on board machine:	not present



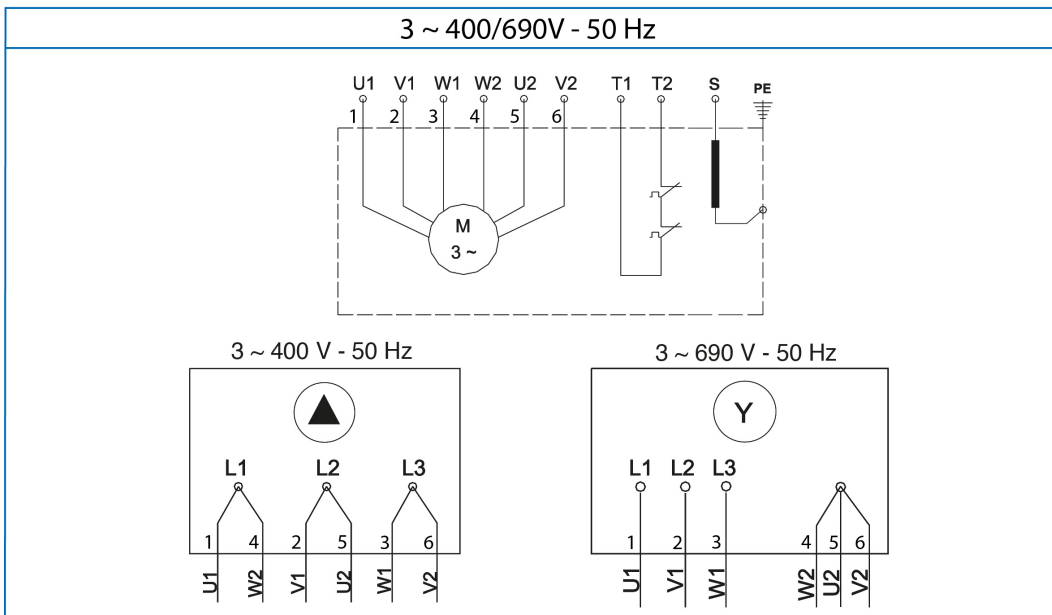
Attention: pictures for illustrative purposes



Motor

Motor code:	3520700215
Power P1 [kW]:	7.60
Power P2 [kW]:	6.20
Phases:	3
Frequency [Hz]:	50
Tension [V]:	400
Nominal current [A]:	12.4
Starting current [%]:	748.0
Power Factor:	0.88
R.P.M.:	2850
Starting:	Y-D
Capacitor [μF]:	-
Insulation Class:	F 155°C
Service type:	S2
Max Efficiency [%]:	83.90
Max Efficiency at full load [%]:	83.7
Efficiency at ¾ load [%]:	83.8
Efficiency at ½ load [%]:	83.9
Efficiency class:	IE2

Wiring diagrams



Dimensions drawing

