

Data: 10/05/2022

60401644000: NM 65/16A/C

PUMP AND MOTOR DATA

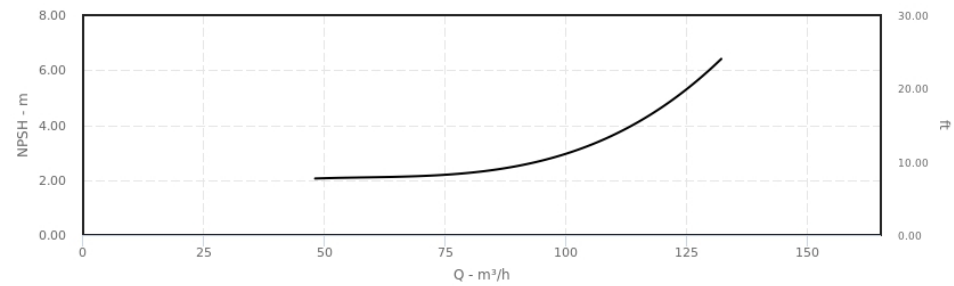
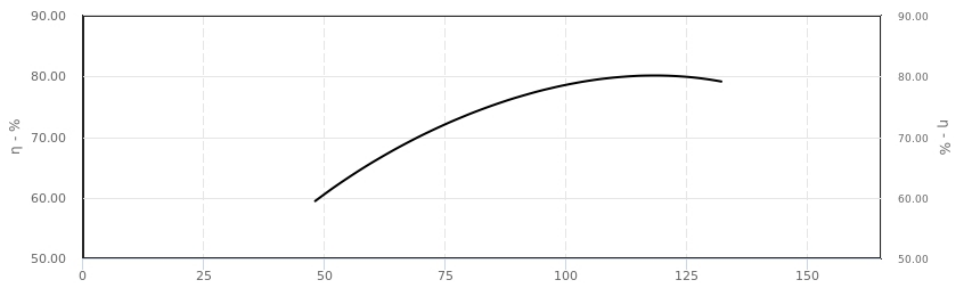
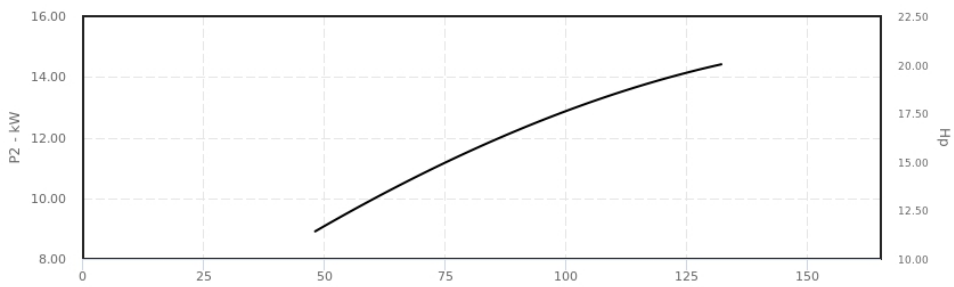
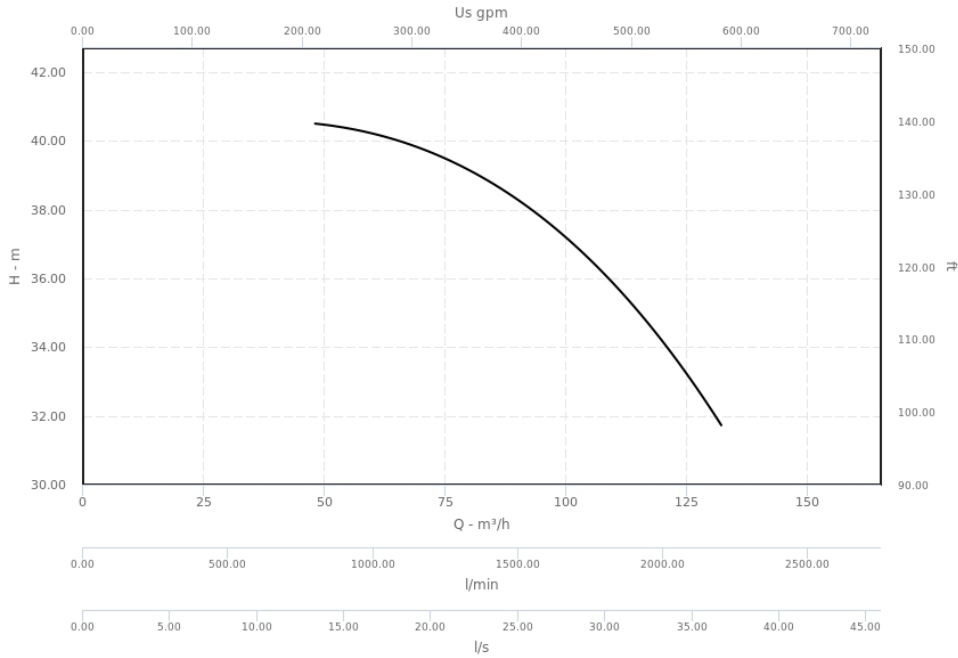
n (rpm):	2900	Motor phase:	3~
N. of impellers:	1	Un (V):	400/690
Max working pressure (bar):	16	fn (Hz):	50
H max (m):	40.50	Poles:	2
H min (m):	31.70	In (A):	27.3 / 15.8
Q min (mc/h):	48.00	Insulation class:	F
Q max (mc/h):	132.00	Duty:	S1
Pn (kW):	15.00	Min liquid temperature (°C):	-10.00 °C
Pn (HP):	20.00	IE:	IE3-91.9
Impeller diameter (mm):	175.00	Weight (kg):	124.500
Motor type:	IM	ingress protection (IP):	IP 54

MATERIALS

Pump Casing:	Cast iron GJL 200 EN 1561	Shaft:	Chrome steel 1.4104 EN 10088
Lantern Bracket:	Cast iron GJL 200 EN 1561		(AISI 430F)
Impeller:	Cast iron GJL 200 EN 1561	Mechanical Seal:	Carbon-Ceramic-NBR

Data: 10/05/2022

60401644000: NM 65/16A/C



Data: 10/05/2022

60401644000: NM 65/16A/C

DIMENSIONS (MM)

dn1: 80
dn2: 65
a: 100.00 mm
m1: 125.00 mm
m2: 95.00 mm
n1: 280.00 mm
n2: 212.00 mm
n3: 40.00 mm
b: 65.00 mm
fM: 715.00 mm
l1: 140.00 mm
l2: 161.00 mm
g1: 12.00 mm
h1: 160.00 mm
h2: 200.00 mm
HD: 345.00 mm
w: 460.00 mm

