



# VS SERIES

6" Submersible pumps



# VS SERIES: STAINLESS STEEL 6" SUBMERSIBLE PUMPS

**NEW STANDARD IN TERMS OF EFFICIENCY AND PUMPING CAPACITY**  
**Advanced technology in performance and reliability**

## FEATURES

### ■ Pump range

Engineered and built for 50 or 60 Hertz operation. Pressure up to 70 Bar and delivery capacity from 6 m<sup>3</sup>/h to 90 m<sup>3</sup>/h. Motor power ratings required from 2.2 kW to 55 kW.

### ■ Premier manufacturing technology

The innovative mechanical design, combined with the use of an advanced stainless steel manufacturing technology, results in a state-of-the-art 6-inch submersible pump line. Radial and mix-flow liquid end configurations are available in two options of material, either AISI 304 or AISI 316.

### ■ Guaranteed performances

Fabricated stainless steel impeller and diffuser for corrosion resistance. Teflon floating neck ring, Ceramic guide journal sleeve and Nitrile rubber fluted bearing to ensure durability against wear are excellent features for guaranteed long-lasting constant performances and product reliability.

### ■ Cost effective pumping systems

The hydraulic design is such to enhance the efficiency up to 80% thus reducing energy consumption and making the pumping systems more cost effective.

### ■ Heavy duty structure

An external stainless steel sleeve improves stiffness and assures permanent alignment of all the components allowing also for horizontal operation. A check valve is built-in the discharge head. The motor adapter and the coupling are in compliance with NEMA standard.

### ■ Maximum serviceability

This is a maintenance free product however in time some parts subject to wear may need replacement. The simplicity of the assembly concept allows for easy service without the need of special tools.

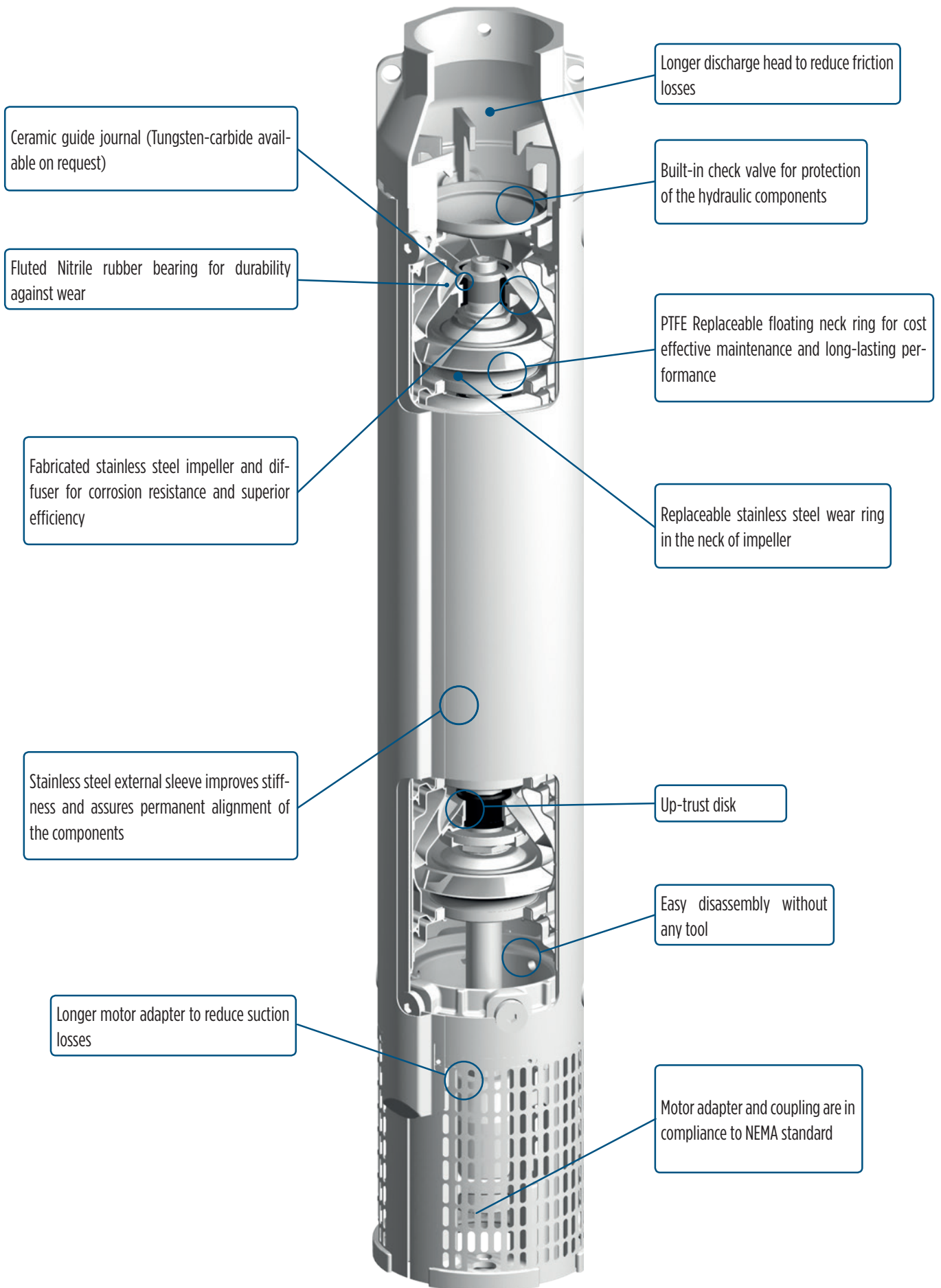
## SPECIFICATIONS

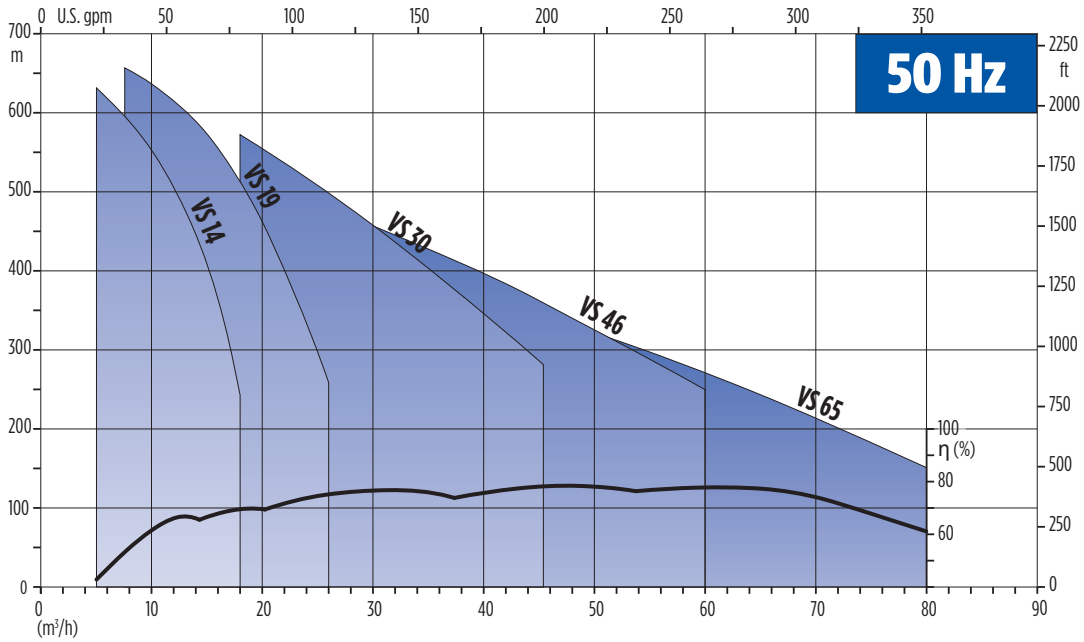
- **Capacity:** Up to 80 m<sup>3</sup>/h at 50 Hz / 375 GPM at 60 Hz
- **Heads:** 70 bar (700 m) at 50 Hz / 2315 feet at 60 Hz
- **Efficiency:** Up to 80%
- **Discharge outlet:** 2½" & 3" Rp / 2½" & 3" NPT / (2" & 4" on request)
- **Required Motors:** from 2.2 kW to 55 kW / 4", 6" and 8" NEMA standard
- **Amount of sand:** 100 gr/m<sup>3</sup>

## APPLICATIONS

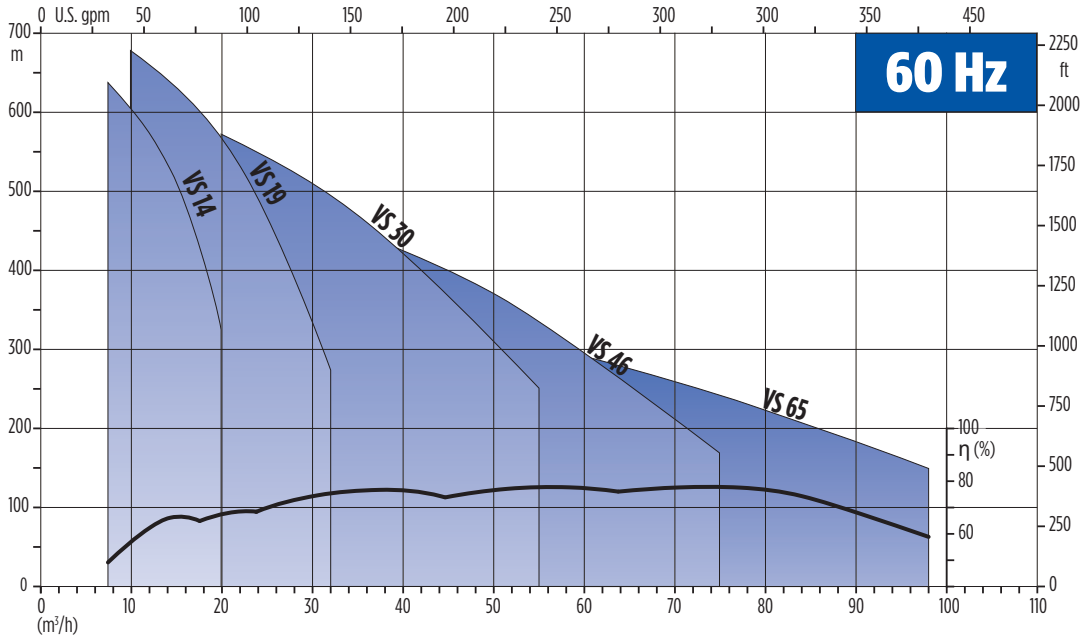
- Municipal water works
- Water distribution and pressure boosting
- Irrigation and sprinkler systems
- Water treatment plants, filtration and reverse osmosis
- Industrial cooling and processing
- Mining industry, drainage and dewatering
- Fire-fighting equipment
- General industry
- Fountains







001007Z\_07/2010



001007Z\_07/2010



# Franklin Electric

Franklin Electric S.r.l.  
 Via Asolo, 7 - 36031 Dueville (Vicenza) Italy  
 Phone: +39 0444 361114 - Fax: +39 0444 365247  
 Contacts: sales.it@fele.com

Single member - Company subject to the control  
 and coordination of Franklin Electric Co., Inc.

NOTE: Franklin Electric s.r.l. reserves the right to amend specification without prior notice

00103910\_Rev.1\_Ed 10/2016