

APPLICATIONS



PUMPING DISTANCE

13 m
↑

WARRANTY



SANICUBIC® 2VX single-phase with classic control box:
Product Code: 6105VX

Barcode:
EAN 3308815063140

SANICUBIC® 2VX Single-phase with SMART control box
Product Code: 6105VXSMART

Barcode:
EAN 3308815076171




Control box (4m Cable)



SMART control box



Wired, audible and visual alarm box (5m cable)



SANICUBIC® 2 VX *Single-phase*

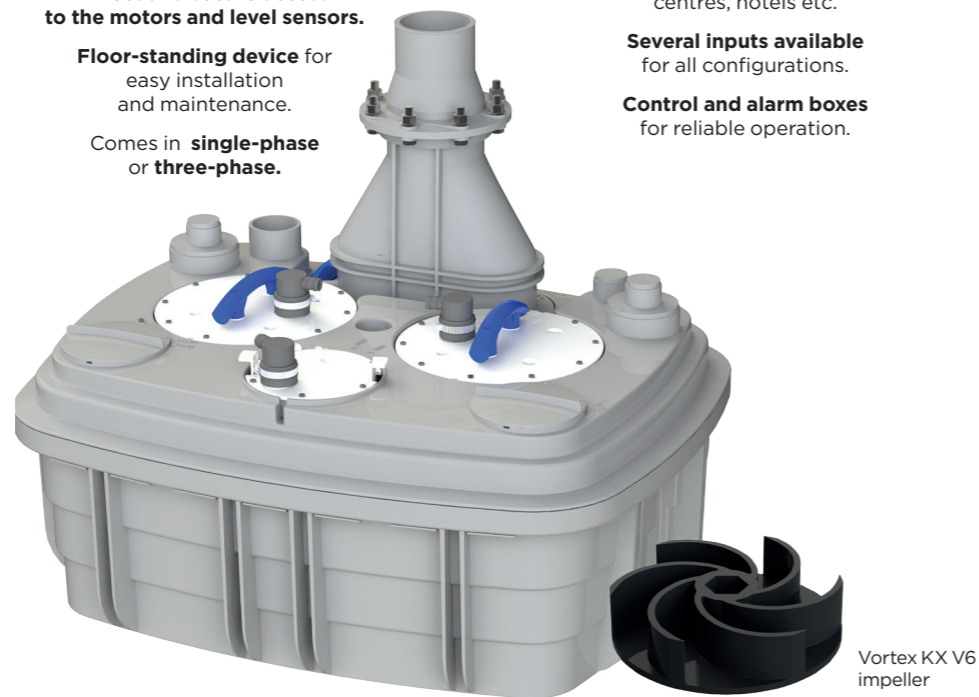
SANICUBIC® 2 VX *Three-phase*



VORTEX impeller (free passage 50 mm).
Direct and secure access to the motors and level sensors.
Floor-standing device for easy installation and maintenance.
Comes in **single-phase** or **three-phase**.



Two motors for more intense use: ideal for public buildings, restaurants, schools, shopping centres, hotels etc.
Several inputs available for all configurations.
Control and alarm boxes for reliable operation.



Vortex KX V6 impeller

ACCESSORIES

The stop valve for evacuation DN100: Especially for **SANICUBIC® 2 VX**
Product Code: DN100XL
Barcode: EAN 3308815066820



ACTIVATED CARBON FILTER

Neutralises odours.
Can be used with SANICUBIC®
Product Code: FILTRECUBICXLSFA
Barcode: EAN 3308815076867



ACCESSORIES

ISOLATION VALVES

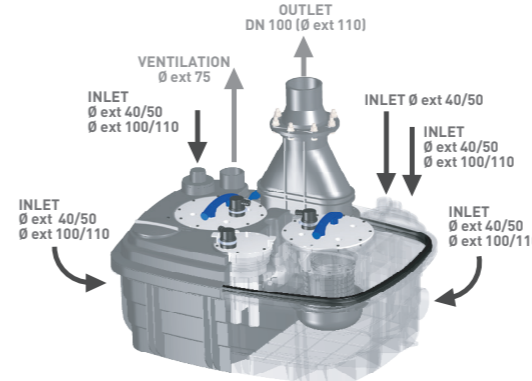
Guillotine valves for inlet pipes
In order to comply with the regulations and to facilitate maintenance operations, isolation valves must be installed on the black water inlets as well as on the discharge pipe.

For pipe 50 mm diameter **DN50**
Product Code: 1109
Barcode: EAN 3308815061030



For pipe 100 or 100mm diameter **DN100**
Product Code: 1107
Barcode: EAN 3308815061023

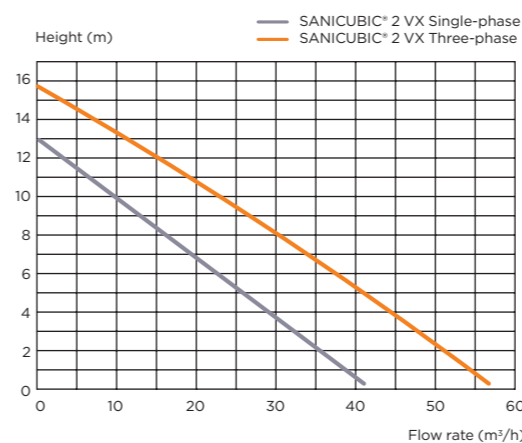
SEMI-TRANSPARENT VIEW



TECHNICAL FEATURES

Tank volume	120 l
Ø Inlet	• 1 entry DN 40/50 (Ø ext 40/50 mm) • 4 entries DN 40/50/100/110 (Ø ext 40/50/100/110 mm)
Ø Discharge pipework	DN 100 (Ø ext 110)
Ø Ventilation	75 mm
Maximum incoming water temperature	70°C intermittently (5 mins max)
Possible connections	Sewage water from several toilets, grey water from bathroom, kitchen, utility room
Free passage	50 mm
Flow rate	Single-phase: 40 m ³ /h Three-phase: 55 m ³ /h
Maximum height (Q=0l/min.)	Single-phase: 13 m Three-phase: 17 m
Maximum recommended height	Single-phase: 6 m (DN100) and 10 m (DN80) Three-phase: 11 m (DN100) 14 m (DN80)
Voltage	Single-phase: 220-240V / 50 Hz three-phase: 230-400V / 50Hz
Motor power	Single-phase: 2 x 2000 W Three-phase: 2 x 3500 W
Maximum current	Single-phase: 16 A Three-phase: 12 A
On/off level	166/100 mm
Alarm level	240 mm
Weight (including accessories)	Single-phase: 59 kg Three-phase: 60 kg
IP rating	IP68
IP rating of control box	IPX4
Electrical class	Single-phase or three-phase

PUMP CURVE



PACKAGING

- Lifting station with 2 motors
- 2 Integrated non-return valves
- Alarm box
- Control box
- GTB connectors: dry contact for alarm

APPLICATIONS



PUMPING DISTANCE

17 m
↑

WARRANTY



SANICUBIC® 2 VX three-phase with classic control box
Product Code: 6305VX

Barcode:
EAN 3308815074689

SANICUBIC® 2 VX three-phase with SMART control box
Product Code: 6305VXSMART

Barcode:
EAN 3308815076188



Control box (4m Cable)



SMART control box



Wired, audible and visual alarm box (5m cable)