

Data: 30/01/2024

71610070000: BC 22/A

PUMP AND MOTOR DATA

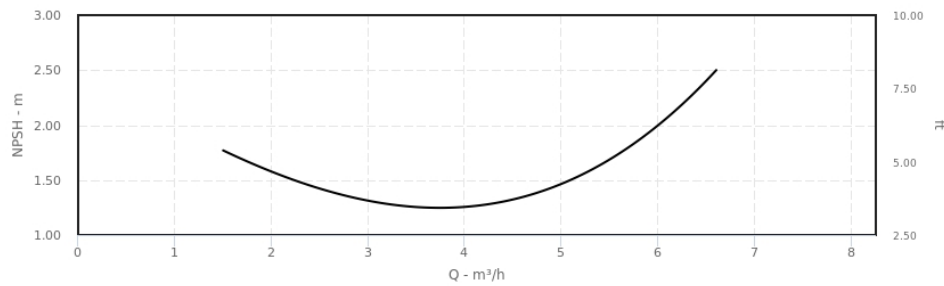
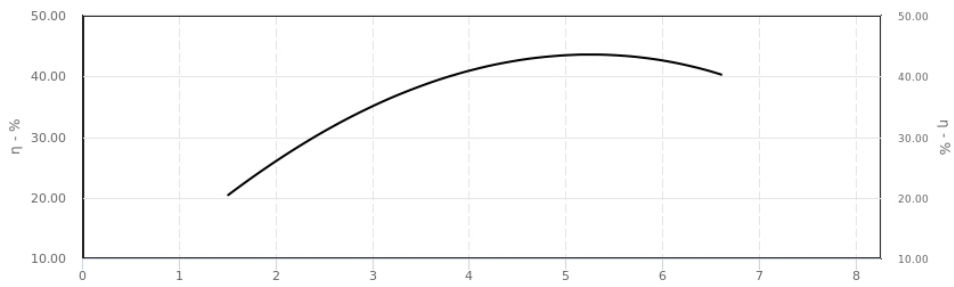
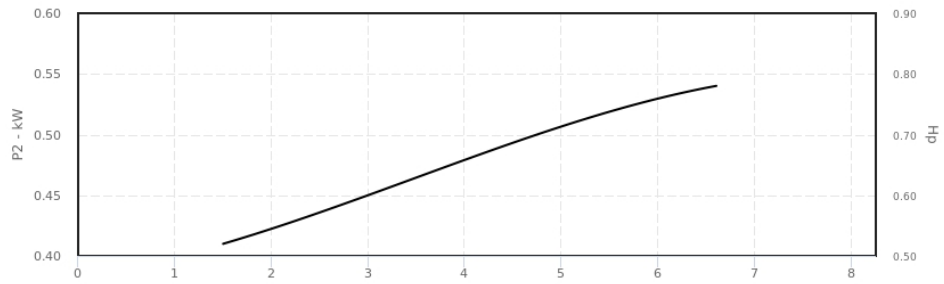
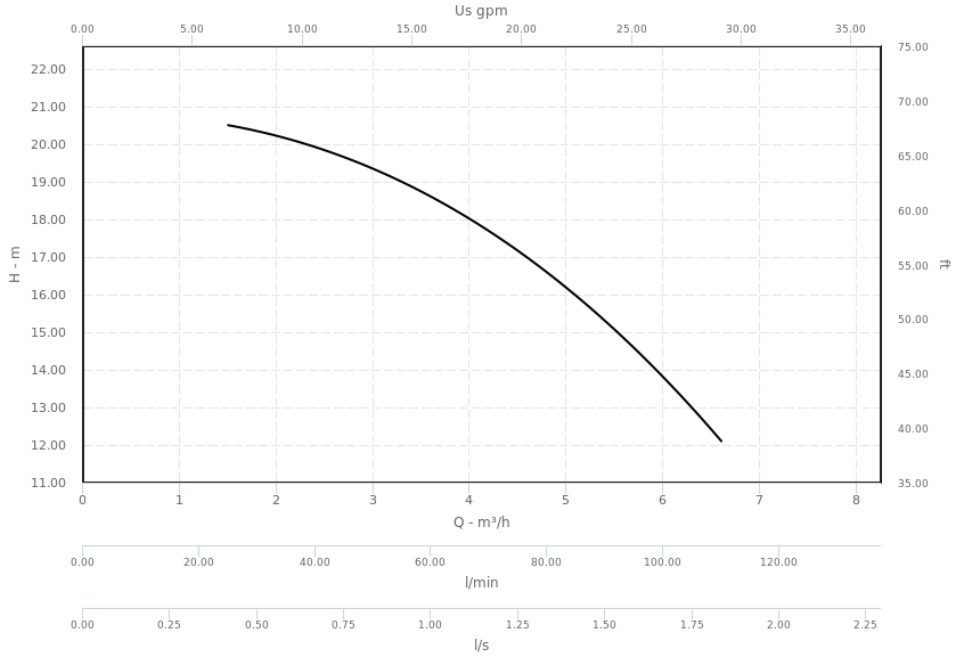
n (rpm):	2900	Un (V):	230/400
N. of impellers:	1	fn (Hz):	50
H max (m):	20.50	Poles:	2
H min (m):	12.00	In (A):	3 / 1.7
Q min (mc/h):	1.50	PF:	0.80
Q max (mc/h):	6.60	Insulation class:	F
Pn (kW):	0.55	Duty:	S1
Pn (HP):	0.75	Min liquid temperature (°C):	-10.00 °C
Impeller diameter (mm):	119.50	IE:	IE2-74.1
Motor type:	IM	Weight (kg):	10.610
Motor phase:	3~	ingress protection (IP):	IP 54

MATERIALS

Pump Casing:	Bronze G-Cu Sn 10 EN 1982	Shaft:	Cr-Ni-Mo steel 1.4401 EN 10088 (AISI 316)
Lantern Bracket:	Bronze G-Cu Sn 10 EN 1982	Mechanical Seal:	Carbon-Ceramic-NBR
Impeller:	Brass P-Cu Zn 40 Pb 2 UNI 5705		

Data: 30/01/2024

71610070000: BC 22/A



Data: 30/01/2024

71610070000: BC 22/A

DIMENSIONS (MM)

dn1: G 1
dn2: G 1
a: 35.00 mm
fM: 303.00 mm
l1: 81.00 mm
l2: 93.00 mm
l3: 71.00 mm
h1: 71.00 mm
h2: 110.00 mm
h4: 9.00 mm
AB: 134.00 mm
HD: 182.00 mm
B: 90.00 mm
BB: 106.00 mm
A: 112.00 mm
AA: 22.00 mm
HA: 10.00 mm
w: 108.00 mm

