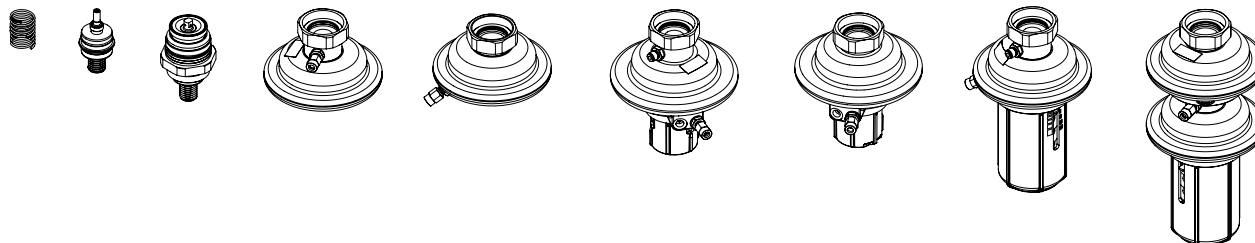


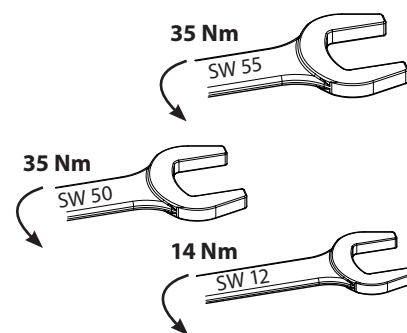
Installation Guide

Service kits



A	PN	DN	Δp (bar)							Code No.
			0.05 ÷ 0.5 0.1 ÷ 0.5	0.2 ÷ 1.0	0.3 ÷ 2.0	0.8 ÷ 1.6	0.2	0.3	0.5	
16	15 ÷ 32	-	×	-	-	×	-	-	88802586	
		-	-	-	-	×	-	88802519		
		-	-	-	-	-	-	×	88802594	
		-	-	-	×	-	-	-	88802608	
25	15 ÷ 50	-	-	-	-	×	-	88835920		
	15 ÷ 25	-	-	-	-	-	×	88835930		
	32 ÷ 50	-	-	-	-	-	×	88835940		

B	PN	DN	Δp (bar)							Code No.
			0.1 ÷ 0.5	0.2 ÷ 1.0	0.3 ÷ 2.0	0.8 ÷ 1.6	0.2	0.3	0.5	
16	15 ÷ 32	-	-	-	-	-	×	-	88802586	
25	15 ÷ 25	-	-	-	-	-	×	-	88835920	
	32 ÷ 50	-	-	-	-	-	-	-	-	

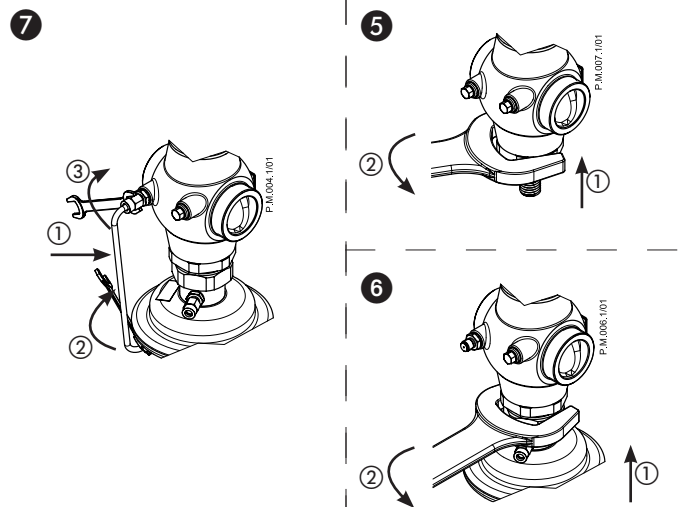
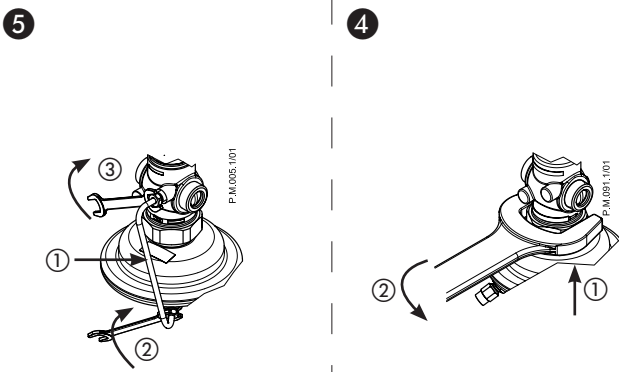
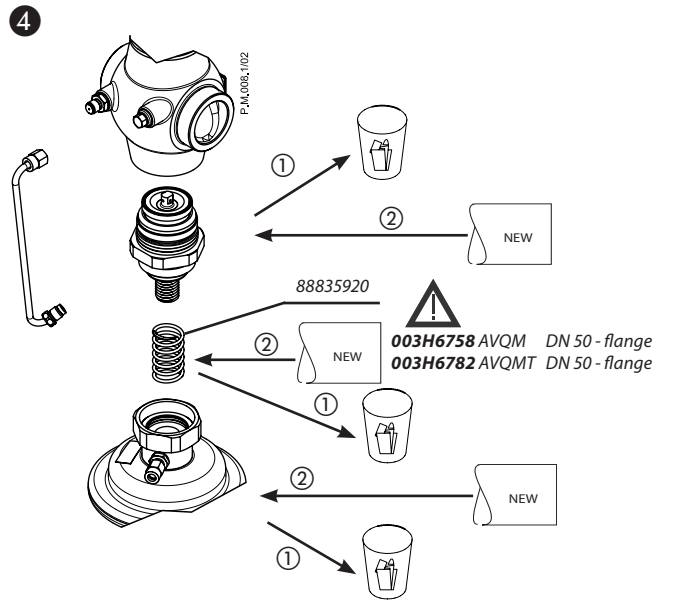
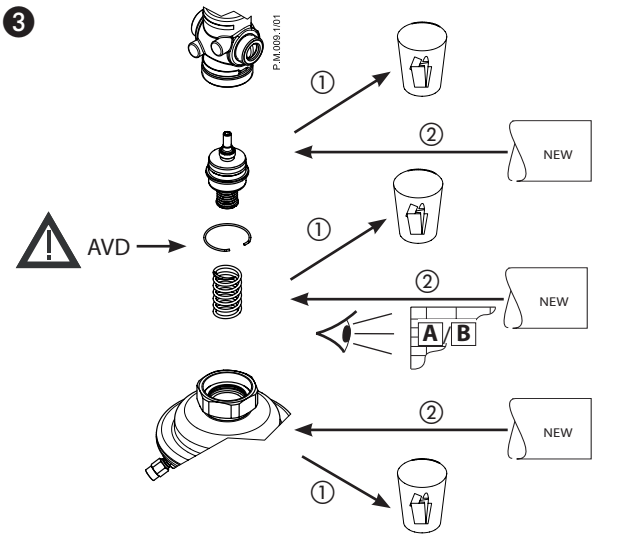
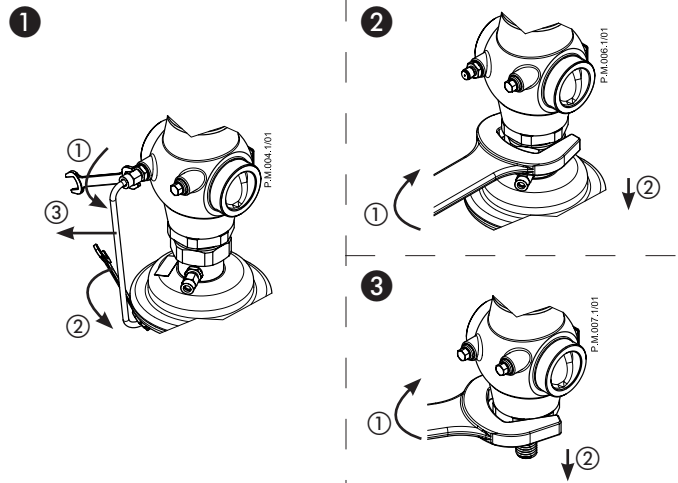
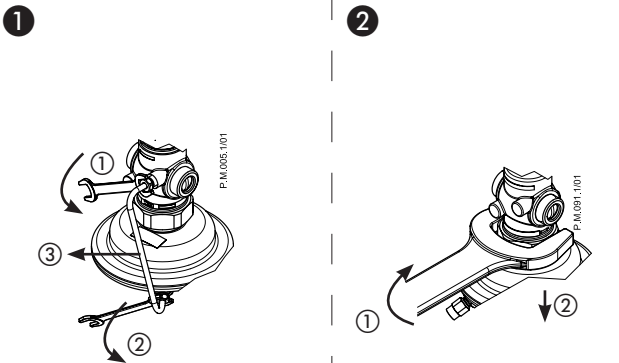


Pag No.	PN	Type	Valve body material
2	25	AVP, AVP-F, AVPB, AVPB-F, AVPBT-F, AVD, AVQ, AVQT, AVQM, AVQMT	M1
2			M2
3		AVPQ, AVPQ-F	M1
3			M2
4		AVPQ 4, AVPQ 4-F	M1
4			M2
5		AVPA	M1
5			M2

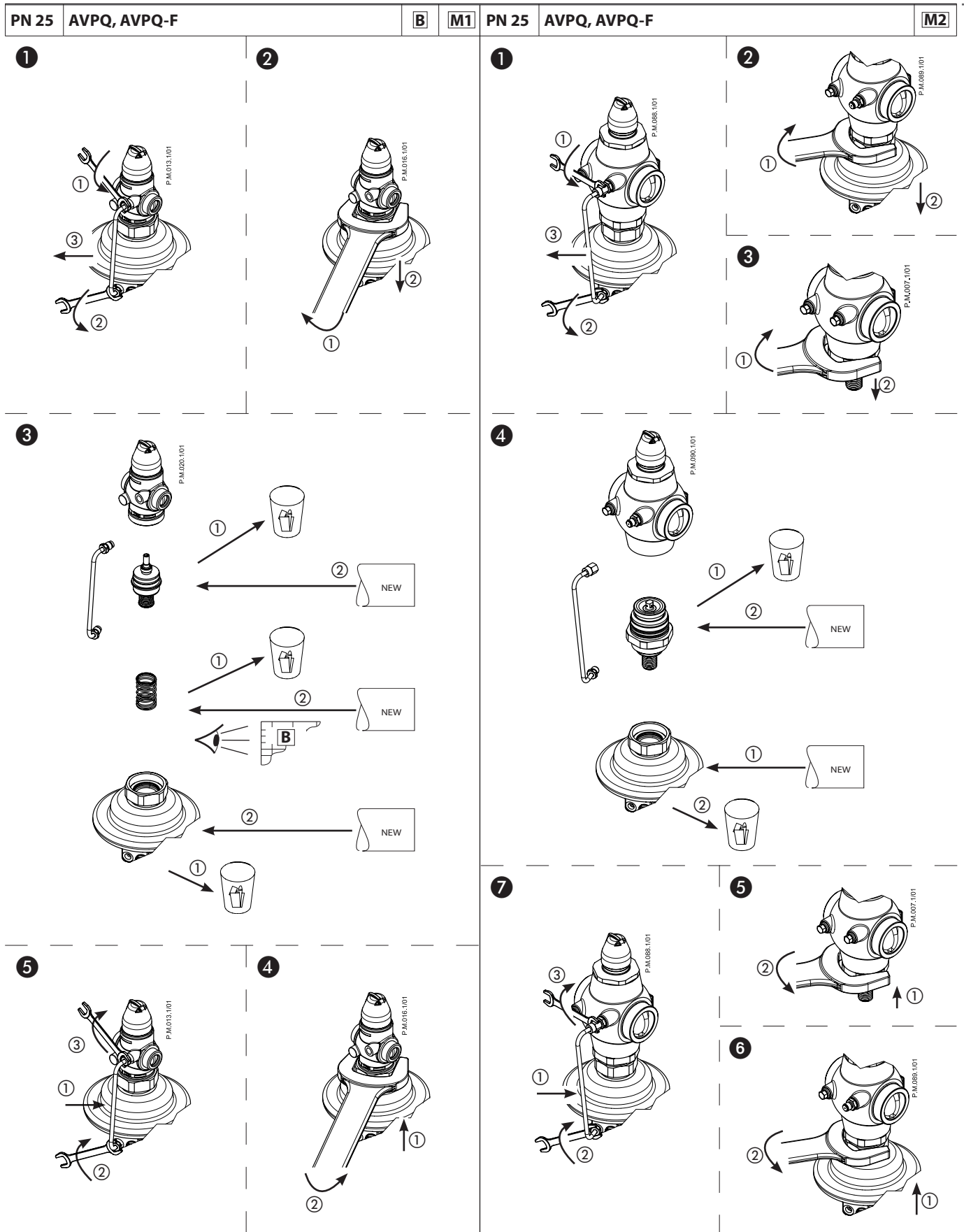
M1	CuSn5ZnPb (Rg5)
M2	EN-GJS-400-18-LT (GGG 40.3)

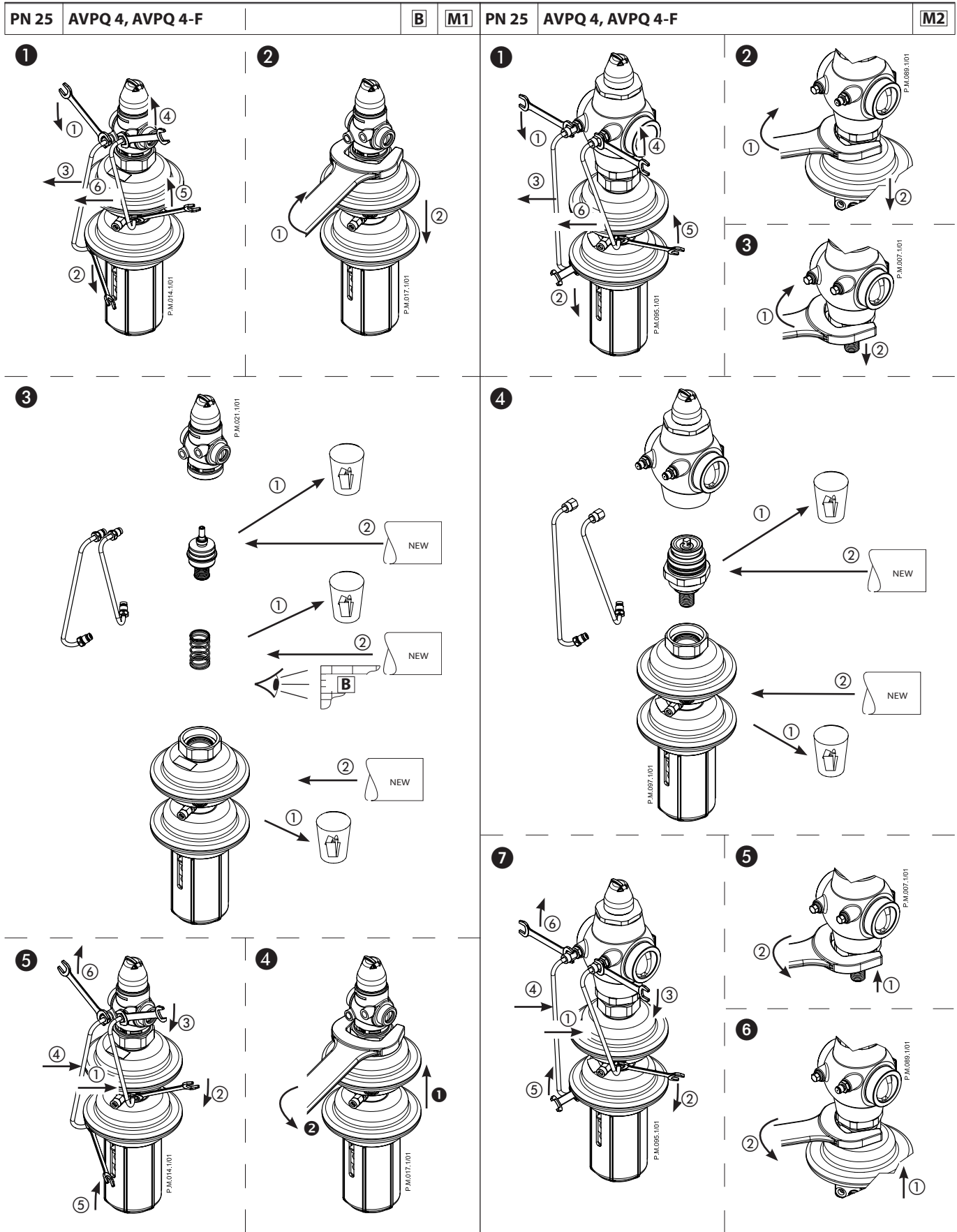
Installation Guide Service kits

PN 25	AVP, AVP-F, AVPB, AVPB-F, AVPBT-F, AVD	A	M1	PN 25	AVP, AVP-F, AVPB, AVPB-F, AVPBT-F, AVD	M2
	AVQ, AVQT, AVQM, AVQMT	B			AVQ, AVQT, AVQM, AVQMT	



Installation Guide Service kits





Installation Guide Service kits

